

Company Overview

About Rambus

Dedicated to making data faster and safer, Rambus creates innovative hardware, software and services that drive technology advancements from the data center to the mobile edge. Our architecture licenses, IP cores, chips, software, and services span memory and interfaces, security, and emerging technologies to positively impact the modern world. We collaborate with the industry, partnering with leading chip and system designers, foundries, and service providers. Integrated into tens of billions of devices and systems, our products power and secure diverse applications, including Big Data, Internet of Things (IoT) security, mobile payments, and smart ticketing.

For more information, visit rambus.com.

Company Facts

- + NASDAQ: RMBS; incorporated in 1990; IPO in 1997
- + Headquartered in Sunnyvale, CA
- + Operations throughout North America, Europe & Asia
- + Revenue:
 - Q418: \$68.5M (ASC 606);
 - \$102.0M (ASC 605)
 - 2018: \$401.1M(ASC 605);
- + Cash from Operations:
 - Q418: \$35.1M
 - 2018: \$87.1M
- + ~800 employees
- + ~2,500 patents & applications

Executive Team

Luc Seraphin

President & Chief Executive Officer

Gary Bronner, Ph.D.

Senior Vice President,
Rambus Labs, Deputy CTO

Craig Hampel

Chief Scientist

Jae Kim

Senior Vice President, General Counsel

Rahul Mathur

Senior Vice President
and Chief Financial Officer

Jeff Moore

Senior Vice President, Global Operations

Krishna Moorthy

Vice President and Managing
Director India Design Center

Jerome Nadel

Senior Vice President, General
Manager of Payments and Ticketing
& Chief Marketing Officer

Mike Noonan

Senior Vice President,
Global Marketing, Sales & Support

Kit Rodgers

Senior Vice President, Technology
Partnerships & Corporate Development

Orna Sarfaty

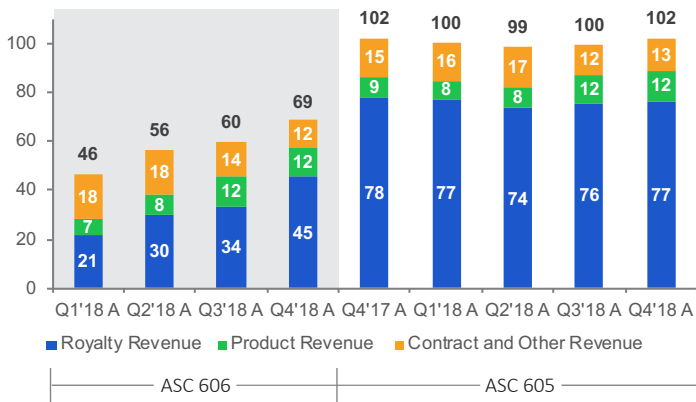
Senior Vice President,
Human Resources

Martin Scott, Ph.D.

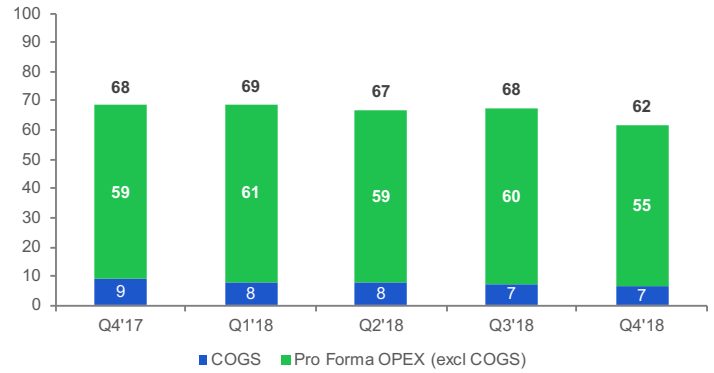
Senior Vice President and
General Manager of Cryptography

This document contains non-GAAP financial measures. Reconciliations of these non-GAAP financial measures to the most directly comparable measures calculated in accordance with GAAP are posted on our website at rambus.com.

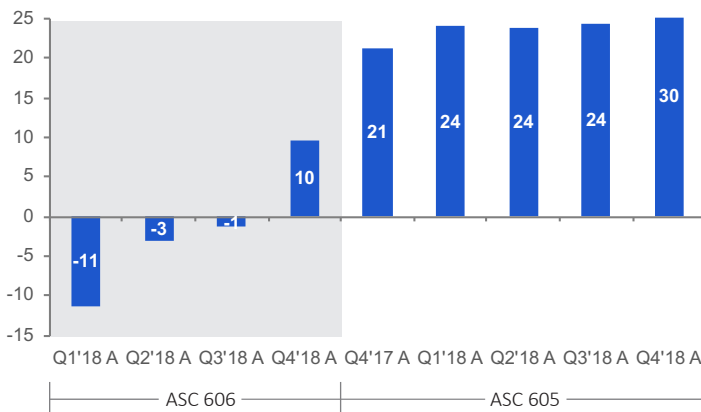
Revenue (\$M)



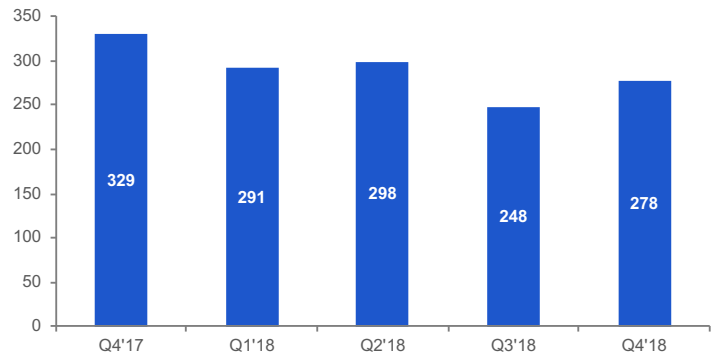
Pro Forma Expenses (\$M)



Pro Forma Net Income (\$M)



Cash and Marketable Securities (\$M)



Certain amounts may be off by \$1M due to rounding.

